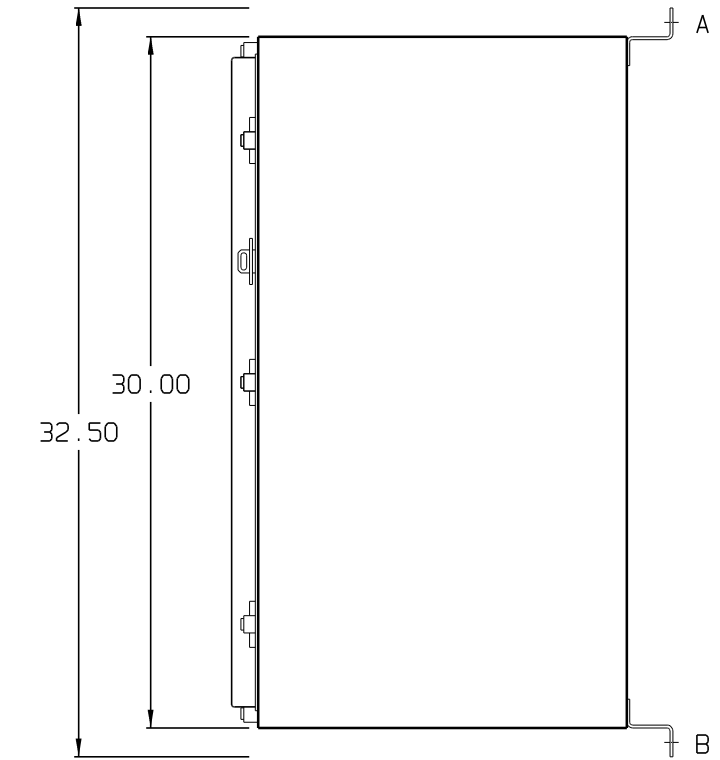
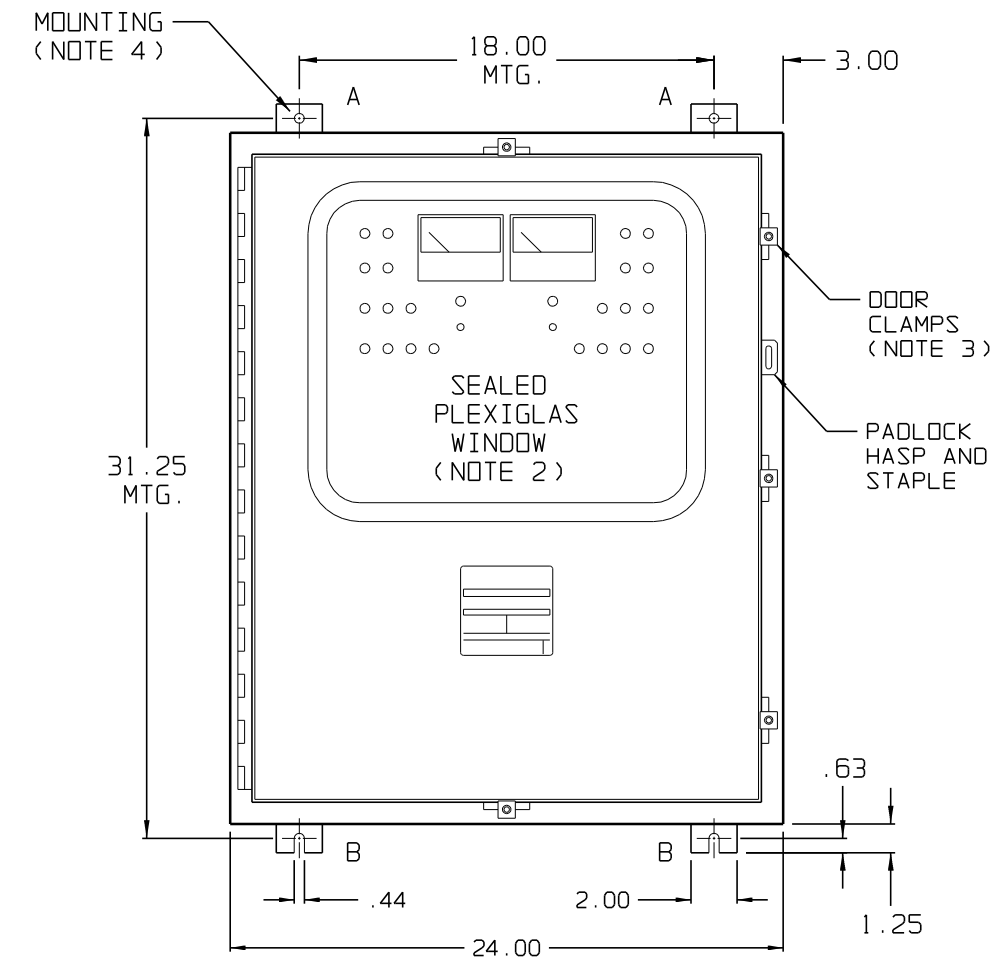
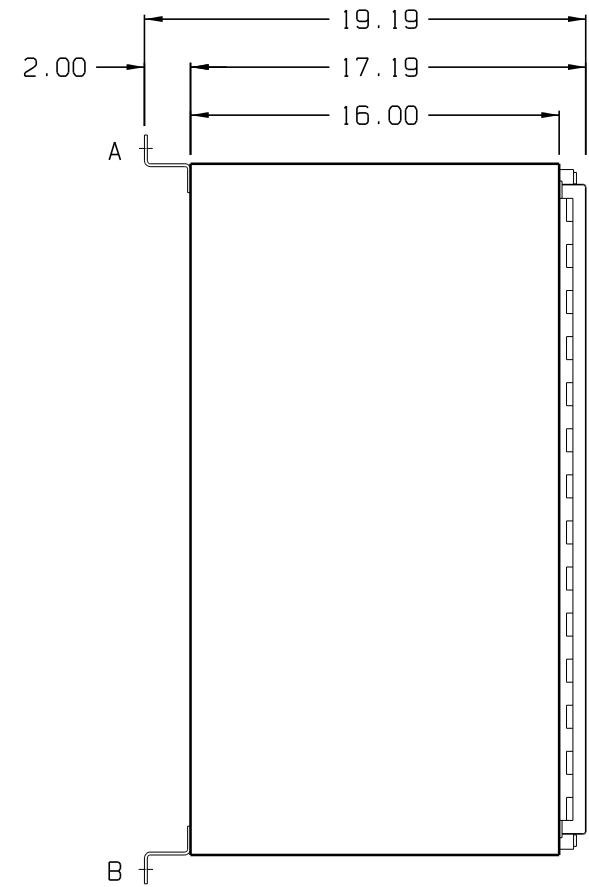
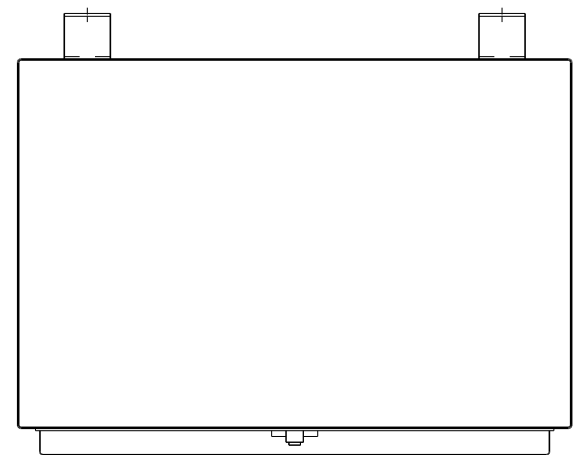


NOTES:

- 1) BATTERY CHARGER SHIPPING WEIGHT:
(see product literature)
- 2) PLEXIGLAS WINDOW PROVIDED TO VIEW INTERNAL INSTRUMENT PANEL, SEE DETAIL DRAWING JEO260-##.
- 3) ENCLOSURE IS A NEMA-4/12 TYPE STEEL GASKETED CABINET, FINISH IS ANSI-61 GRAY EPOXY POWDERCOAT.
- 4) ENCLOSURE IS WALL-MOUNTED AS SHOWN IN TABLE TO RIGHT.
- 5) ENCLOSURE FEATURES NO VENTS.

HOLE	DIA.	QTY.	APPLICATION
A	0.438	2	WALL MOUNTING HOLE
B	0.438	2	WALL MOUNTING SLOT

NEMA-4/12 ENCLOSURES FEATURE NO PROVISIONS FOR CONDUIT ENTRANCE. ENCLOSURE SHOULD BE FIELD-MODIFIED BY INSTALLER AS NEEDED FOR I/O.



			THIRD ANGLE PROJECTION		1075 Saint John Street Easton, PA 18042-6661 PH 610-330-9000 FAX 610-330-8510 www.hindlepowerinc.com	
			DRAWN BY MCR 010809	TITLE SCR/SCRF SERIES BATTERY CHARGER OUTLINE: NEMA-4/12 STYLE-1A CLOSED ENCLOSURE		
			ELECTRONIC APPROVAL SIGNATURES MAINTAINED BY MFG ECN LOG			DRAWING No JE5100-00
D	N/A	010809	UNLESS OTHERWISE NOTED DIMENSIONS ARE IN INCHES. TOLERANCES ARE:			REV 0 B
REV	ECN No	DATE	SCALE NTS	PART No JE5100-00	SHEET 1 OF 1	