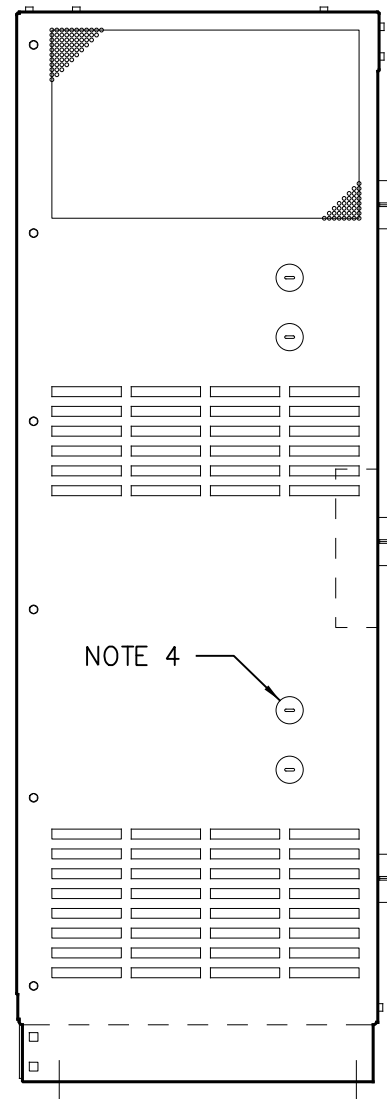
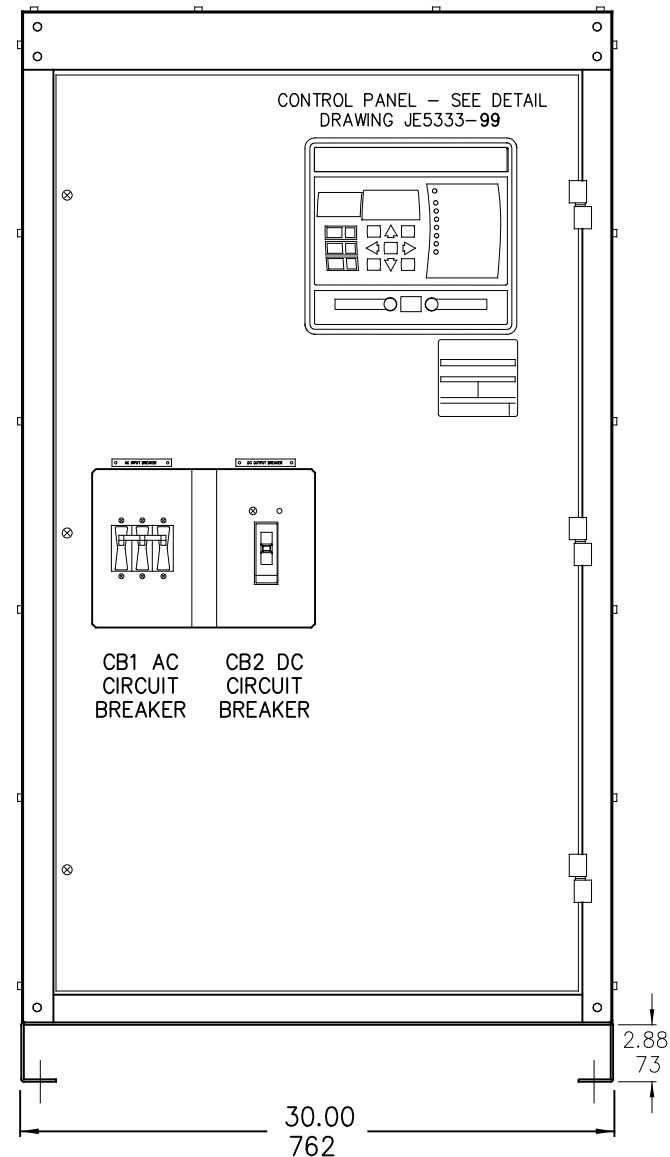


SIDE VIEW

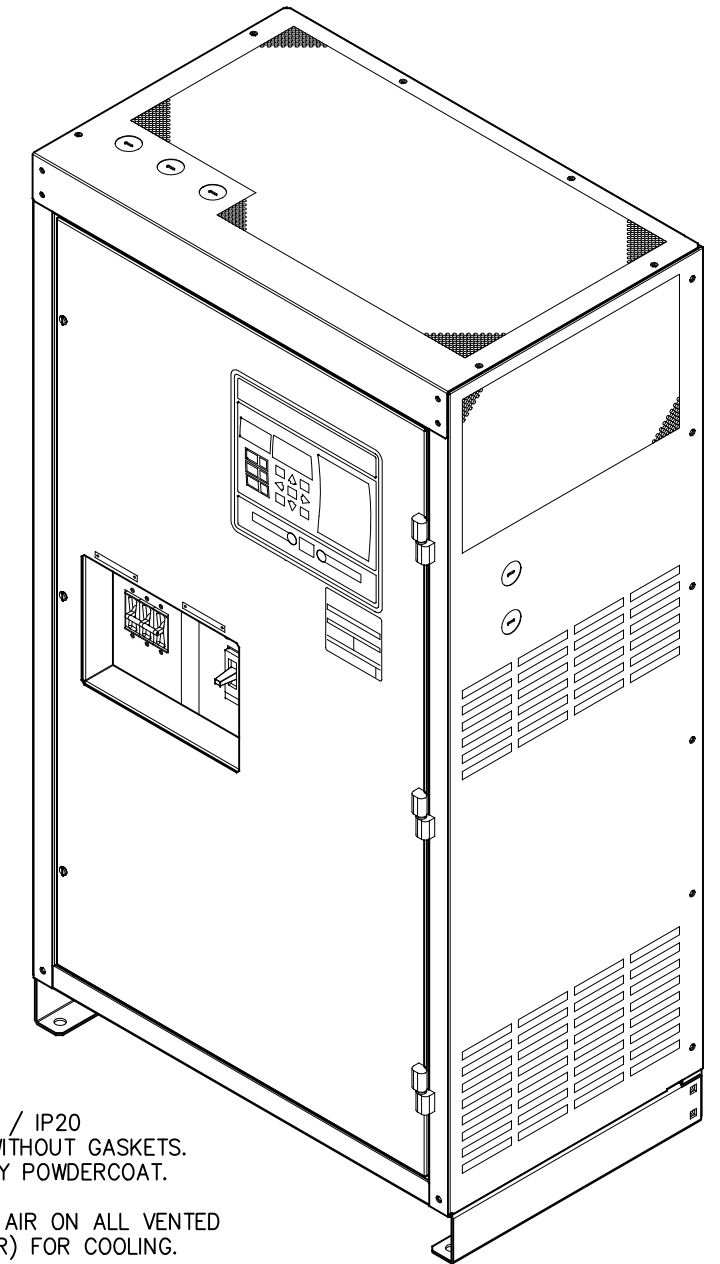
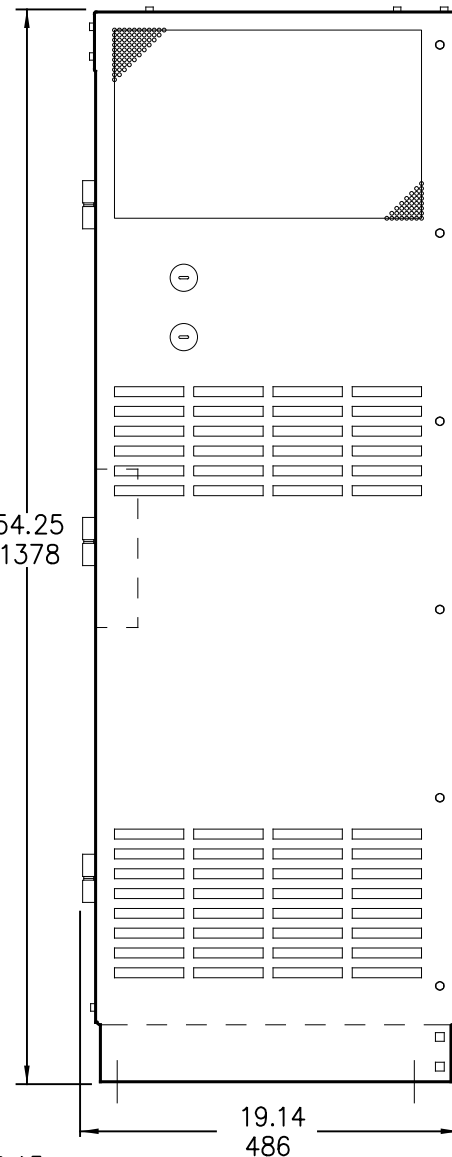


NOTE 4

FRONT VIEW



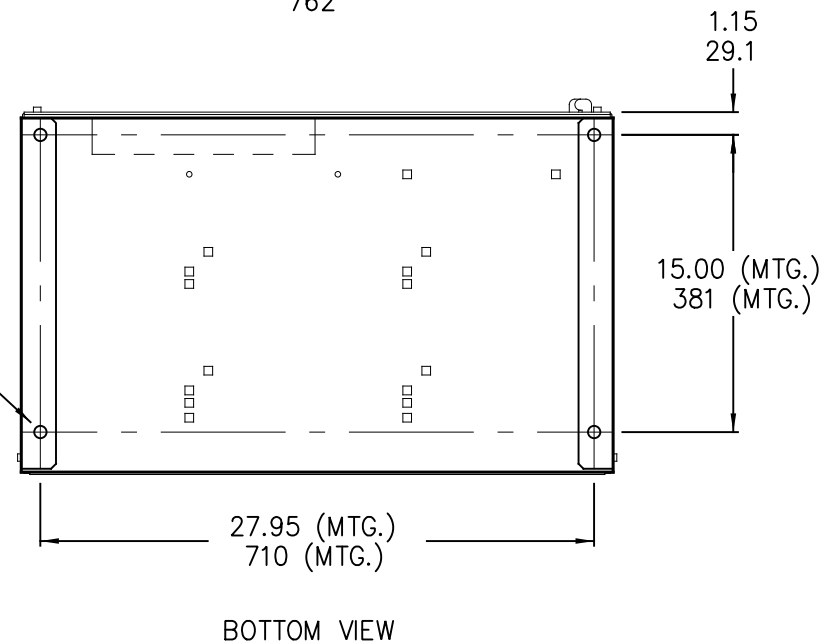
SIDE VIEW



NOTES:

- 1) ENCLOSURE IS A NEMA TYPE 1 / IP20 TOP-VENTED STEEL CABINET WITHOUT GASKETS. FINISH IS ANSI-61 GRAY EPOXY POWDERCOAT.
- 2) ALLOW 6in / 152mm OF FREE AIR ON ALL VENTED SURFACES (TOP, SIDES & REAR) FOR COOLING.
- 3) FOUR (4) 0.625in / 16mm FLOOR-MOUNTING HOLES ARE PROVIDED ON BOTTOM OF ENCLOSURE AS SHOWN.
- 4) NINE (9) 1.31in / 33mm DIA STANDARD PRE-FAB KEY-SLOT KNOCKOUTS ARE PROVIDED AS SHOWN FOR 1in / 25mm CONDUIT ENTRY. IF ADDITIONAL CONDUIT ENTRANCES ARE REQUIRED, ENCLOSURE SHOULD BE FIELD-MODIFIED BY INSTALLER.
- 5) BATTERY CHARGER SHIPPING WEIGHT: APPROXIMATELY TBD lbs / TBD kg

NOTE 3



DUAL DIMENSIONS in
mm

REV.	DRN BY	CHK BY	APP BY	DATE	DRN BY	DATE
0	KJB	MCR	RDB	11/08/19	KJB	11/08/19
DESCRIPTION				CHK BY	DATE	
STANDARD DRAWINGS.				MCR	11/08/19	
				CHK BY	DATE	
				RDB	11/08/19	



HINDLEPOWER

1075 Saint John Street
Easton, PA 18042-6661
PH 610-330-9000 FAX 610-330-8510
www.hindlepowerinc.com

TITLE

**ATEVO 3PH BATTERY CHARGER
OUTLINE: NEMA-1 STYLE-5030 ENCL**

B

SCALE
NTS

DWG No

JE5337-00

REV

0

SHEET

1 OF 1