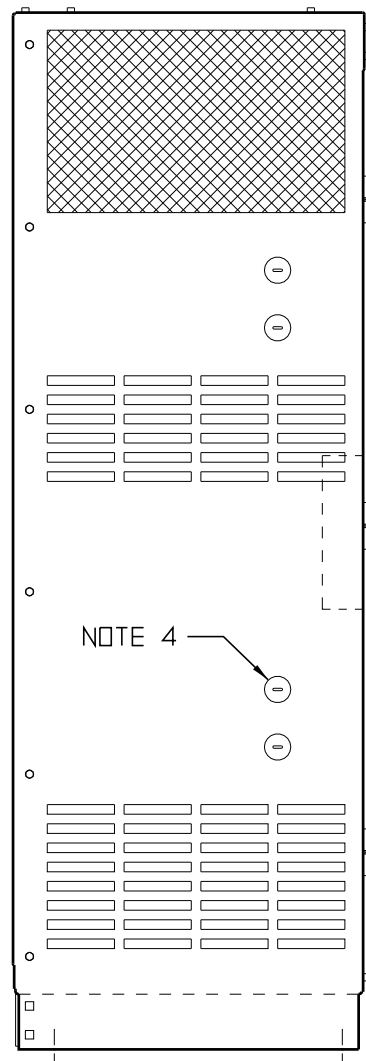
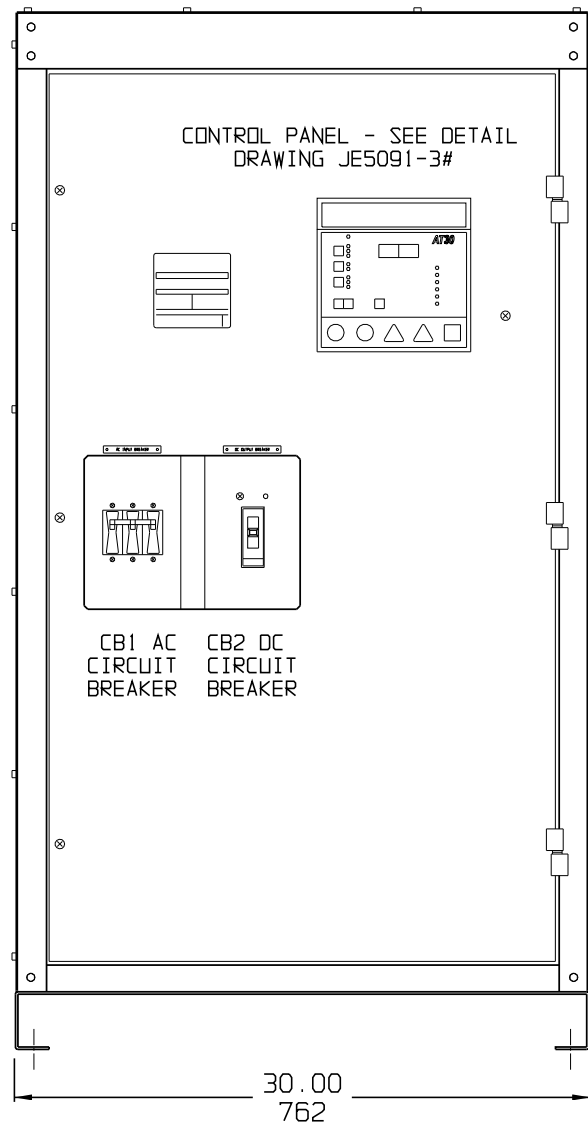


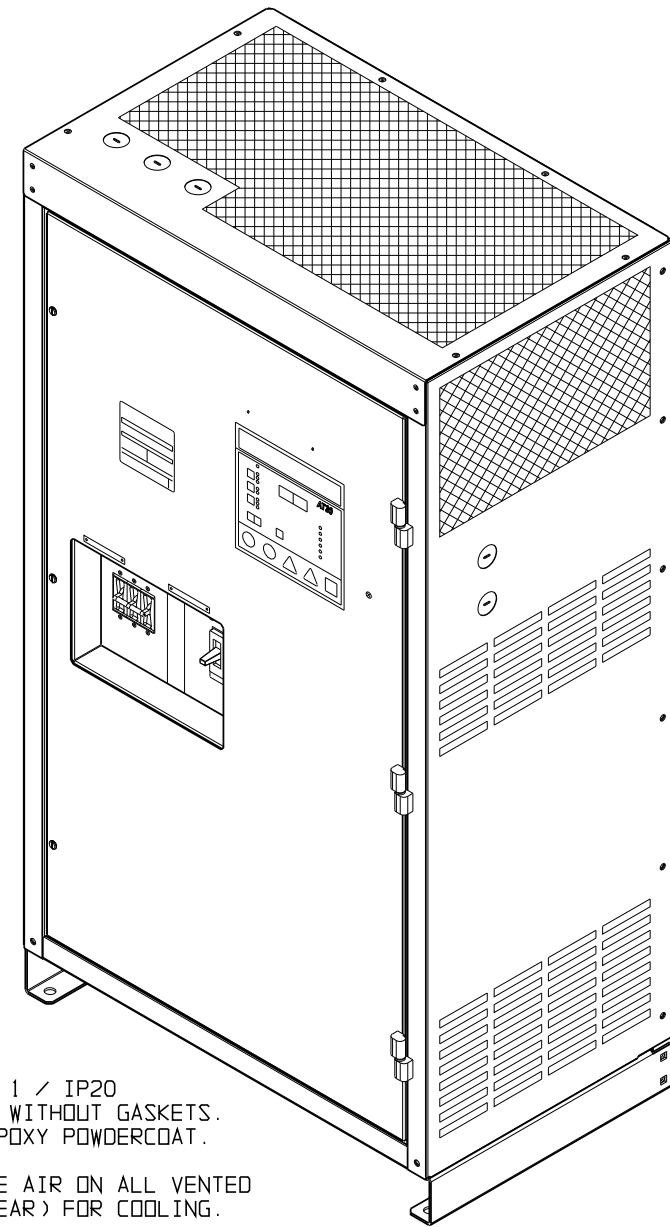
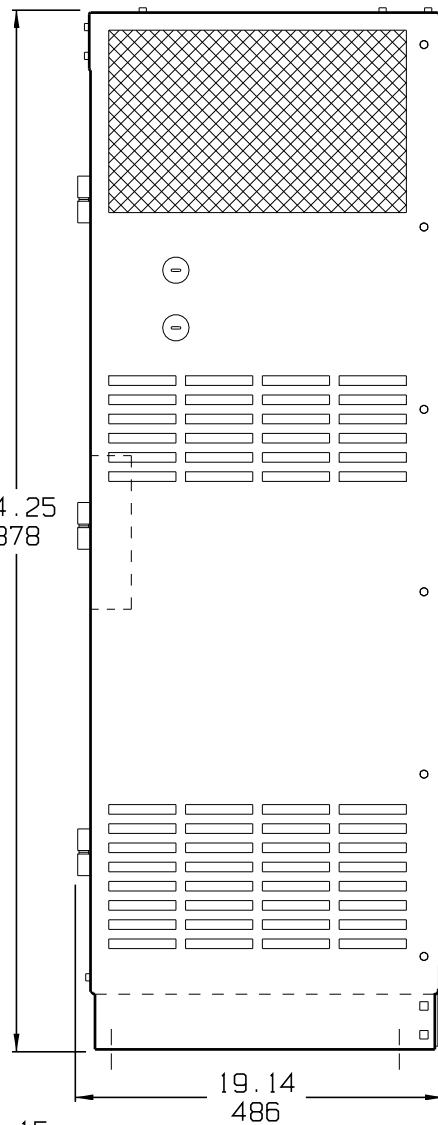
SIDE VIEW



FRONT VIEW



SIDE VIEW

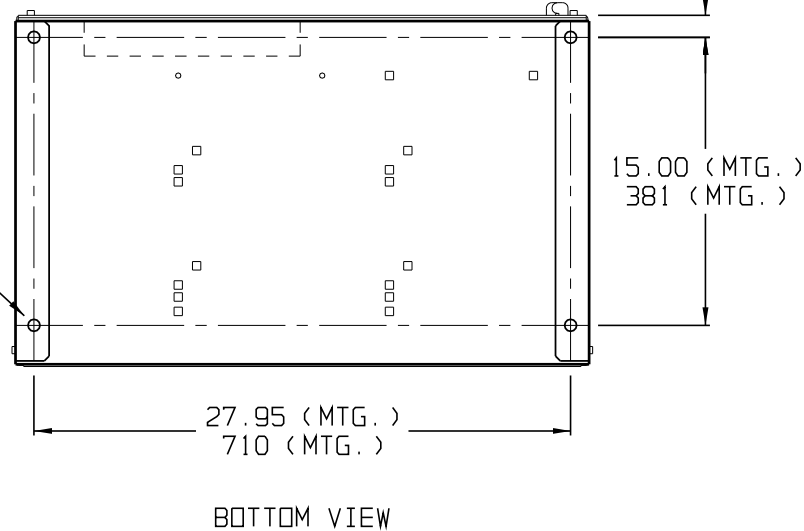


NOTES:

- 1) ENCLOSURE IS A NEMA TYPE 1 / IP20 TOP-VENTED STEEL CABINET WITHOUT GASKETS. FINISH IS ANSI-61 GRAY EPOXY POWDERCOAT.
- 2) ALLOW 6in / 152mm OF FREE AIR ON ALL VENTED SURFACES (TOP, SIDES & REAR) FOR COOLING.
- 3) FOUR (4) 0.625in / 16mm FLOOR-MOUNTING HOLES ARE PROVIDED ON BOTTOM OF ENCLOSURE AS SHOWN.
- 4) NINE (9) 1.31in / 33mm DIA STANDARD PRE-FAB KEY-SLOT KNOCKOUTS ARE PROVIDED AS SHOWN FOR 1in / 25mm CONDUIT ENTRY. IF ADDITIONAL CONDUIT ENTRANCES ARE REQUIRED, ENCLOSURE SHOULD BE FIELD-MODIFIED BY INSTALLER.
- 5) BATTERY CHARGER SHIPPING WEIGHT: (SEE PRODUCT LITERATURE)

DUAL DIMENSIONS in mm

NOTE 3



BOTTOM VIEW

			THIRD ANGLE PROJECTION		1075 Saint John Street Easton, PA 18042-6661 PH 610-330-9000 FAX 610-330-8510 www.hindlepowerinc.com		
OA	-n/a-	110818	DRAWN BY	MCR	092506	TITLE	AT30 SERIES BATTERY CHARGER OUTLINE: NEMA-1 STYLE-5030 ENCLOSURE
0	20343	092506	ELECTRONIC APPROVAL SIGNATURES MAINTAINED BY MFG ECN LOG			DRAWING No	JE5086-00
UNLESS OTHERWISE NOTED DIMENSIONS ARE IN INCHES. TOLERANCES ARE:						REV	OA
REV	ECN No	DATE	SCALE		NTS	PART No	JE5086-00
			SHEET		1	OF	1