

8

7

6

5

4

3

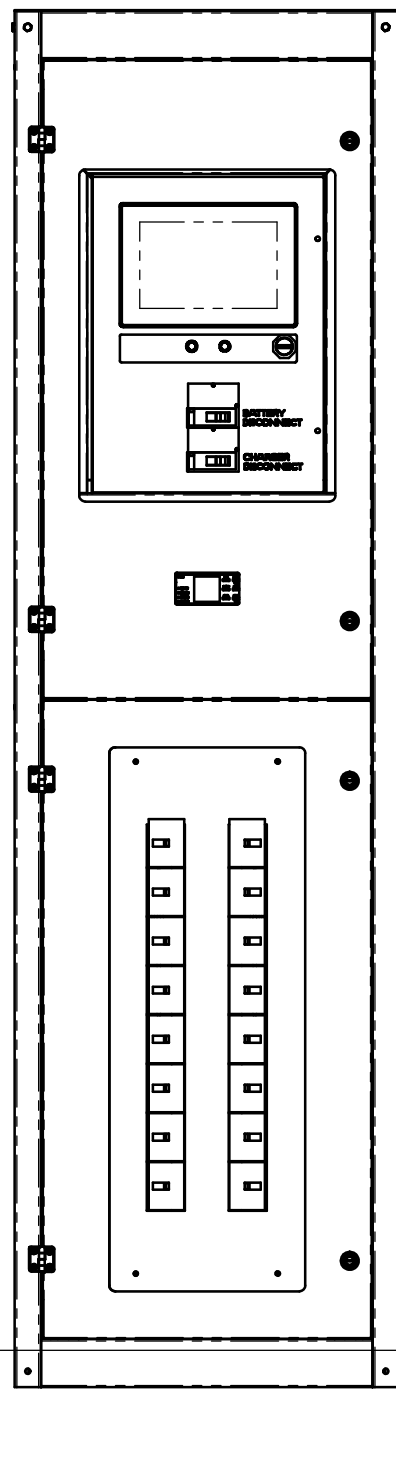
2

1



D

D



A

A

C

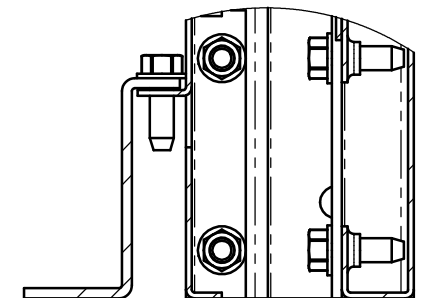
C

B

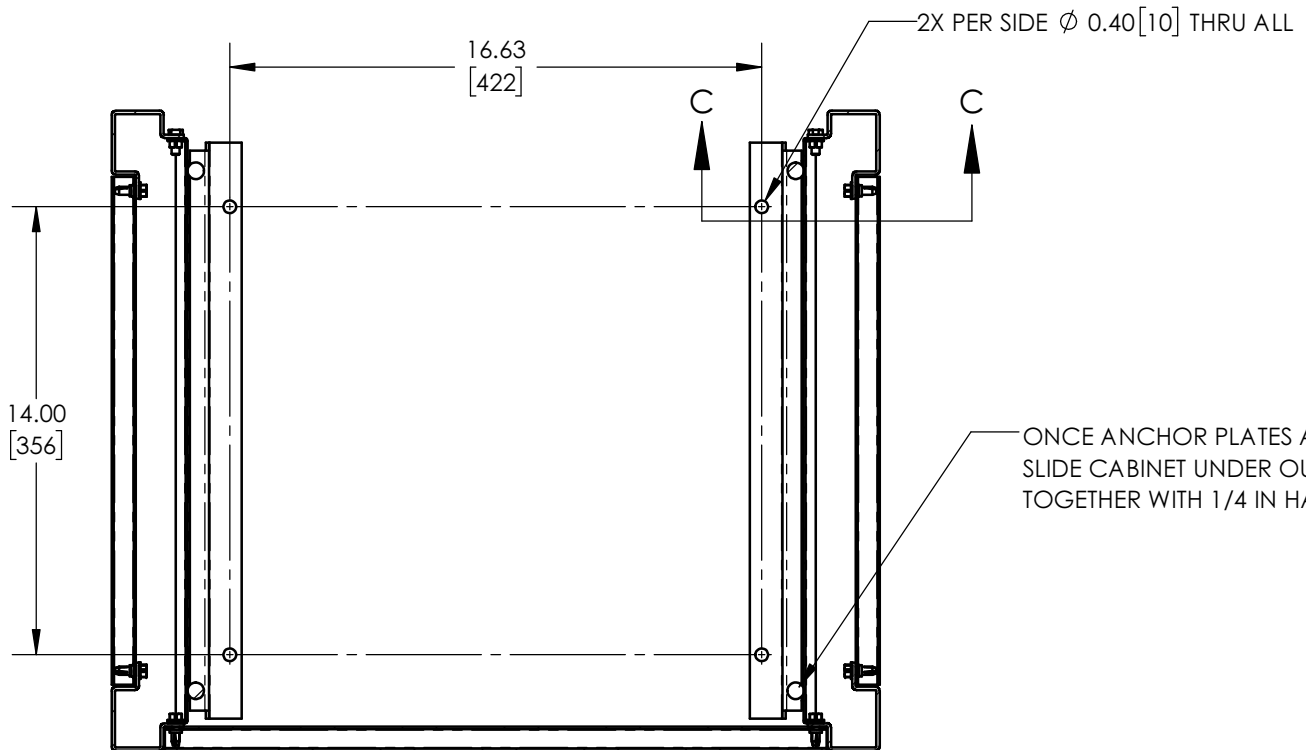
B

A

A



SECTION C-C  
SCALE 1 : 2



SECTION A-A  
SCALE 1 : 6

DUAL DIMENSIONS  $\frac{\text{in}}{[\text{mm}]}$

REV: 0	DRN BY: KJB	CHK BY: KCL	APP BY: NCH	DATE: 12/01/17	DRN BY: KJB	DATE: 12/04/17		<b>HINDLEPOWER</b>	
DESCRIPTION INITIAL RELESE OF STANDARD INTELLIGENT SWITCHBOARD PRODUCT OUTLINE DRAWING. ECN # 26327					CHK BY: KCL	DATE: 12/01/17			
PROPERTY AND CONFIDENTIAL NOTICE ANY REPRODUCTION, PARTIAL OR AS A WHOLE OF THIS DOCUMENT WITHOUT THE WRITTEN PERMISSION OF HINDLE POWER, INC IS STRICTLY PROHIBITED.					UNLESS OTHERWISE SPECIFIED ALL DIMENSIONS FOLLOW THE ANSI SYSTEM IPS (INCHES-POUNDS & SECONDS) TOLERANCES ARE: FRAC. $\pm 1/64$ , DEC. $\pm 0.015$ , ANG $\pm 0.25^\circ$		DRAWING No <b>JE5305-00</b>	REV 0	<b>B</b>
							SCALE NTS	SHEET 1 OF 1	

[00.DWG]

8

7

6

5

4

3

2

1

