
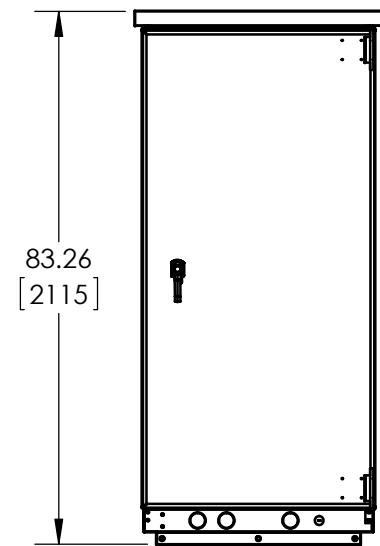



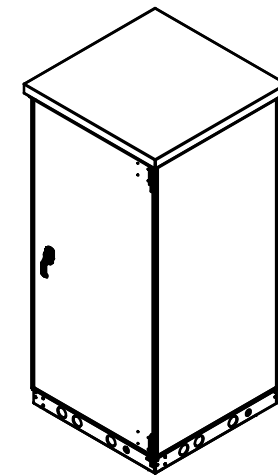
8 7 6 5 4 3 2 1

D
C
B
A

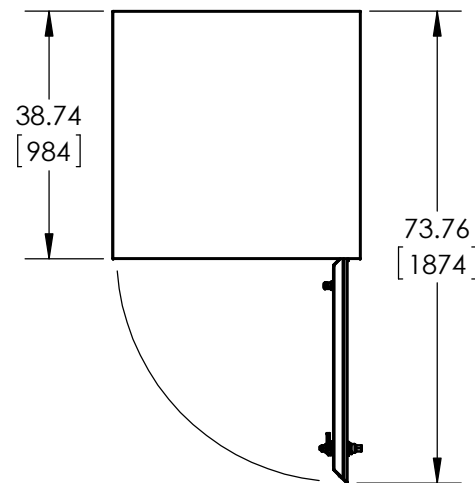
D
C
B
A



NOTE 3



ENCLOSURE
BOTTOM
VIEW



TOP VIEW

DESIGN NOTES:

- 1) ENCLOSURE IS A NEMA-3R TYPE CABINET WITH GASKETING AND FOAM INJECTED PANELING. FINISH IS RAL 9010 WHITE SMOOTH MATTE POWDERCOAT.
- 2) HINGES MADE OF STAINLESS STEEL GRADE 316
- 3) CONDUIT ENTRY PROVIDED ON SIDE OF BASE, (3) #2 AND (1) #1 SIZE CONDUIT HOLES AVAILABLE FOR KNOCKOUT. CONDUIT ACCESS ALSO AVAILABE FROM UNDERNEATH CABINET
- 4) LOCATE UNIT ONTO A PERMANENT, FLAT, AND LEVELED SURFACE, PREFERABLY CONCRETE OR OTHER FIREPROOF MATERIAL. SURFACE MUST BE CAPABLE OF SUPPORTING WEIGHT OF COMPLETE SYSTEM AND INSTALLED COMPONENTS.
- 5) FOUR (4) 0.625in / 16mm FLOOR-MOUNTING HOLES ARE PROVIDED PER SECTION ON BOTTOM OF ENCLOSURE AS SHOWN. MOUNT TO FLOOR USING 0.393in/10mm HARDWARE (NOT SUPPLIED) SIZED 1.0in/25mm PAST FLOOR. SEE MOUNTING DIMENSIONS AND SURFACE FOOTPRINT TO RIGHT.
- 6) VENTILATION AND THERMAL MANAGEMENT OF BATTERIES PER IEEE 1635. SEISMIC CERTIFICATON AVAILBLE, CONSULT FACTORY FOR DETAILS.
- 7) ALL DIMENSIONS SHOWN ARE FOR REFERENCE ONLY. FOR SPECIFIC REQUIRED INFORMATON PLEASE CONSULT THE FACTORY

<p>THIRD ANGLE PROJECTION</p>	<p>1075 Saint John Street Easton, PA 18042-6661 PH 610-330-9000 FAX 610-330-8510 www.hindlepowerinc.com</p>	
	<p>DRAWN BY: WAC DATE: 8/25/2015</p>	<p>TITLE: EPIC SERIES 2.0 CONSOLE OUTLINE DRAWING</p>
<p>PROPRIETARY AND CONFIDENTIAL NOTICE</p> <p>ANY REPRODUCTION, PARTIAL OR AS WHOLE OF THIS DOCUMENT WITHOUT THE WRITTEN PERMISSION OF HINDLEPOWER, INC. IS STRICTLY PROHIBITED.</p> <p>ELECTRONIC APPROVAL SIGNATURES ARE MAINTAINED BY ENGINEERING DOCUMENT LOGS.</p> <p>UNLESS OTHERWISE SPECIFIED ALL DIMENSIONS FOLLOW THE ANSI SYSTEM (PS (INCHES-POUNDS & SECONDS))</p> <p>TOLERANCES ARE: FRAC. ±1/64, DEC. ±.015, ANG. ±.25°</p>		
<p>DRAWING No. JE5269-01</p>	<p>SCALE: NTS PART No. EB5053-01</p>	<p>REV. A B</p> <p>SHEET 1 OF 1</p>

8 7 6 5 4 3 2 1