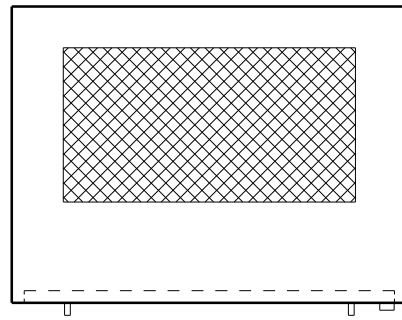
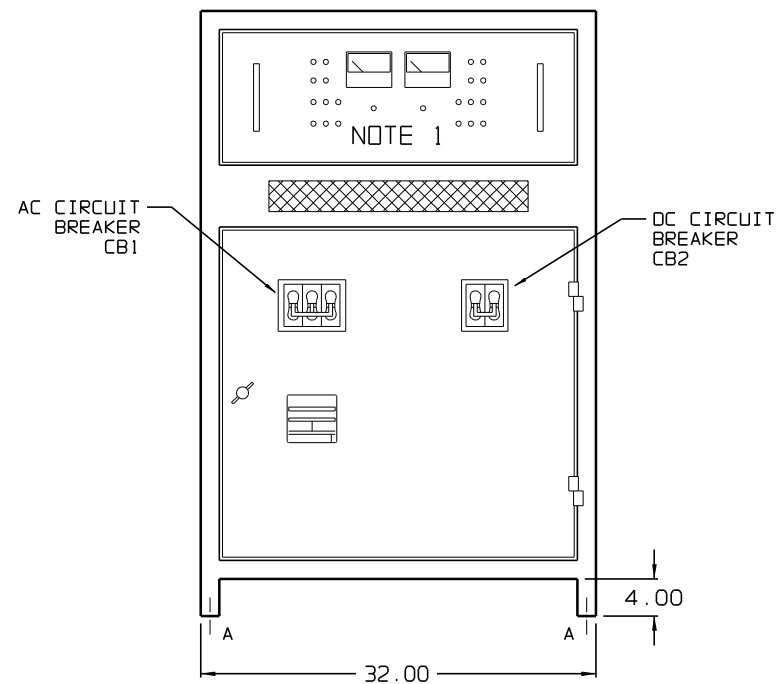


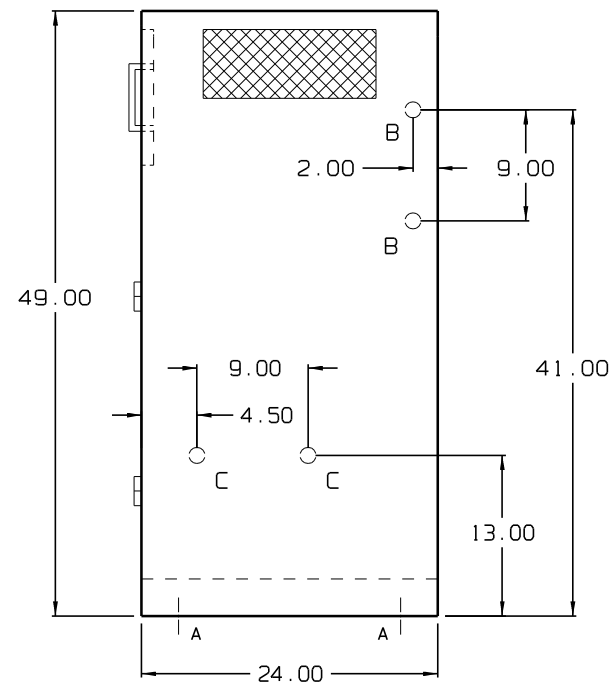
TOP VIEW



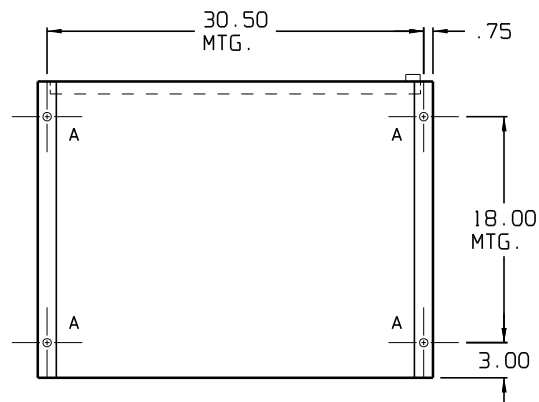
FRONT VIEW



RIGHT SIDE VIEW



BOTTOM VIEW



HOLE	DIA.	QTY.	APPLICATION
A	0.625	4	FLOOR MOUNTING
B	1.313	4	PRE-FAB CONDUIT KNOCKOUT FOR 1in CABLE (BOTH SIDES)
C	1.313	2	PRE-FAB CONDUIT KNOCKOUT FOR 1in CABLE (RIGHT SIDE)

STANDARD PRE-FAB CONDUIT KNOCKOUTS ARE SHOWN. IF ADDITIONAL CONDUIT ENTRANCES ARE REQUIRED BY USER, ENCLOSURE SHOULD BE FIELD-MODIFIED BY INSTALLER.

NOTES:

- 1) DETAIL VIEW OF INSTRUMENT PANEL IS FEATURED ON DRAWING JE0260-XX.
- 2) BATTERY CHARGER SHIPPING WEIGHT: APPROXIMATELY (315-750) lbs.
- 3) ENCLOSURE IS A NEMA-1 TYPE CABINET WITHOUT GASKETS.
- 4) ALLOW 12in (305mm) OF FREE AIR IN FRONT AND ON TOP OF CABINET FOR VENTILATION.
- 5) TOP CONDUIT ENTRANCE IS NOT POSSIBLE WITH THIS CABINET.

3	E1385	102403		 THIRD ANGLE PROJECTION	 1075 Saint John Street Easton, PA 18042-6661 PH 610-330-9000 FAX 610-330-8510 www.hindlepowerinc.com		
2	E1150	022603	MCT			DRAWN BY PAC 051194	TITLE SCR/SCRF SERIES BATTERY CHARGER OUTLINE: NEMA-1 STYLE-3 ENCLOSURE (3PH INPUT)
1	E0511	072401	MCT	APPROVED WAH 051194	DRAWING No JE0463-03	REV 3	<b>B</b>
0	11001	051194	WAH	UNLESS OTHERWISE NOTED DIMENSIONS ARE IN INCHES. TOLERANCES ARE:	SCALE NTS	PART No JE0463-03	SHEET 1 OF 1
REV	ECN No	DATE	APP				