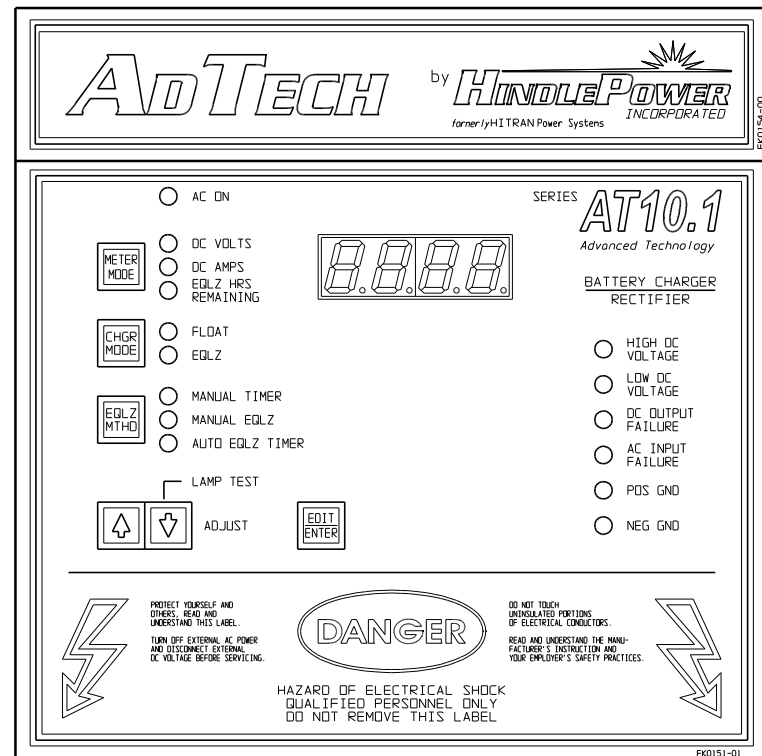


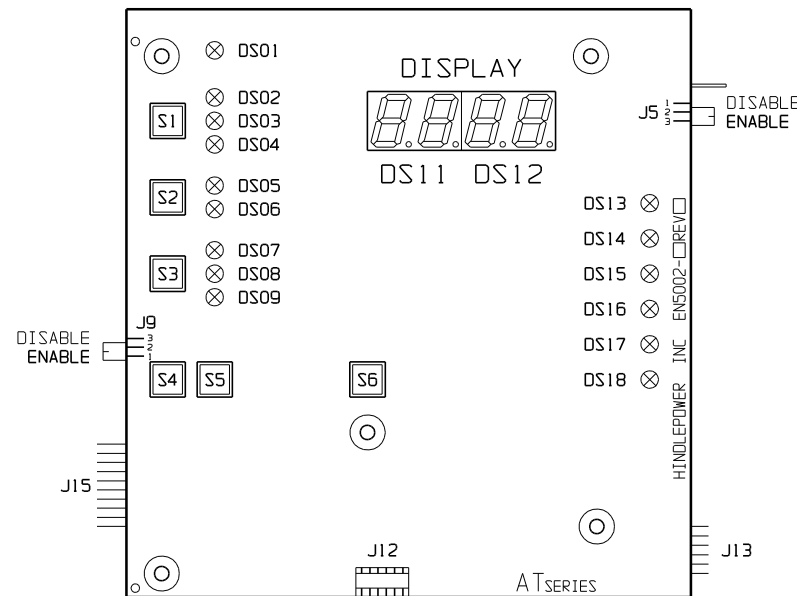
INDICATOR LIGHTS:

- |                                     |                                |
|-------------------------------------|--------------------------------|
| DS01 - GREEN - AC ON                | DS10 - RED - LOW LEVEL DETECT  |
| DS02 - RED - DC VOLTS               | DS11 - RED - (METER DISPLAY)   |
| DS03 - RED - DC AMPS                | DS12 - RED - (METER DISPLAY)   |
| DS04 - RED - EQUALIZE HRS REMAINING | DS13 - RED - HIGH DC VOLTAGE   |
| DS05 - GREEN - FLOAT                | DS14 - RED - LOW DC VOLTAGE    |
| DS06 - AMBER - EQUALIZE             | DS15 - RED - DC OUTPUT FAILURE |
| DS07 - AMBER - MANUAL TIMER         | DS16 - RED - AC INPUT FAILURE  |
| DS08 - AMBER - MANUAL EQUALIZE      | DS17 - RED - POSITIVE GROUND   |
| DS09 - AMBER - AUTO EQUALIZE TIMER  | DS18 - RED - NEGATIVE GROUND   |



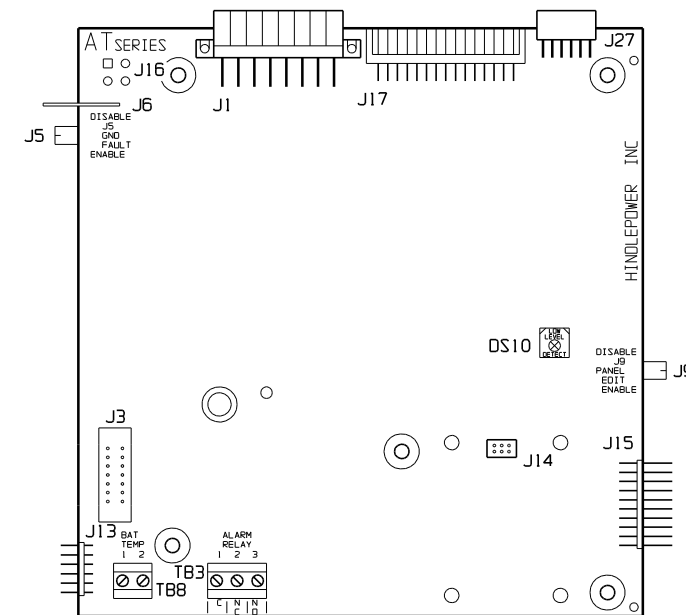
INSTRUMENT PANEL  
(PART No. FK0151-01)

NOTE: UNLESS OTHERWISE SPECIFIED, ALL ALARM TERMINAL BLOCKS (TB3/TB4/TB8) ARE SOLDERLESS COMPRESSION TERMINALS. CONTACT RATING IS 0.5A @ 125VAC/DC, ACCEPTING #22-14 AWG. WIRE.



MAIN CONTROL PC BOARD (A1)

FRONT VIEW - FACING CHARGER DOOR WHEN INSTALLED



MAIN CONTROL PC BOARD (A1)

BACK VIEW - FACING CHARGER COMPONENTS WHEN INSTALLED

JUMPERS:

- J1 - MAINFRAME SIGNAL HARNESS
- J3 - AUXILIARY ALARM RELAY BOARD (A5) INTERCONNECTOR
- J5 - GROUND FAULT
- J6 - EARTH GROUND
- J9 - FRONT PANEL LOCKOUT
- J12 - BOARD PROGRAMMING
- J13 - COMMUNICATIONS PC BOARD (A12) INTERCONNECTOR
- J14 - FORCED LOAD SHARING PC BOARD (A13) INTERCONNECTOR
- J15 - MANUFACTURING TEST
- J17 - HO GATE DRIVER PC BOARD (A11) INTERCONNECTOR
- J27 - 3PH GATE DRIVER PCB INTERCONNECTOR (NOT USED)

SWITCHES:

- S1 - METER MODE
- S2 - CHARGER MODE
- S3 - EQUALIZE METHOD
- S4 - Δ ADJUST
- S5 - ∇ ADJUST
- S6 - EDIT / ENTER

TERMINAL BLOCKS:

- TB3 - SUMMARY ALARM RELAY CONTACTS
- TB8 - OPTIONAL TEMPCO PROBE (A10) INTERCONNECTOR

				THIRD ANGLE PROJECTION				1075 Saint John Street Easton, PA 18042-6661 PH 610-330-9000 FAX 610-330-8510 www.hindlepowerinc.com	
				DRAWN BY	MCR	022003		TITLE AT10.1 SERIES BATTERY CHARGER (STANDARD) INSTRUMENT PANEL / PC BOARD DETAIL (GROUP I)	
				APPROVED		022003		DRAWING No. JE5030-10	
				UNLESS OTHERWISE NOTED DIMENSIONS ARE IN INCHES. TOLERANCES ARE:				REV	1
REV	ECN No	DATE	APP			SCALE	NTS	PART No	JE5030-10
						SHEET	1	OF	1